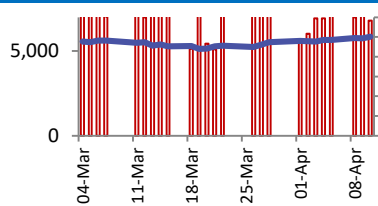
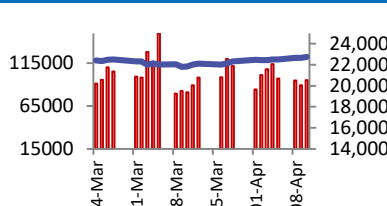


BSE



80,C	Open	74954
75,C	High	75105
70,C	Low	74808
65,C	Close	75038
55,C	Change	354
50,C	Volume (Lacs)	6675
	Turnover (Rs.inCr)	6808

NSE



Open	22720
High	22776
Low	22674
Close	22754
Change	111
Volume(Lacs)	35677
Turnover(Rs.in Cr)	95135

World Markets	Current	Previous	Pt. Chg	Var(%)
Dow	38459	38462	(3)	0.0%
Dow Futures	38769	38732	37	0.1%
Nasdaq	16442	16170	272	1.7%
FTSE	7924	7961	(37)	-0.5%
Nikkei	39680	39443	237	0.6%
Hang Seng	16811	17095	(284)	-1.7%
Gift Nifty	22664	22715	(52)	-0.2%
Straits Singapore	3218	3228	(10)	-0.3%
South Korea	2702	2707	(5)	-0.2%
Taiwan	20789	20753	36	0.2%
Shanghai	3031	3034	(3)	-0.1%

Commodity Prices	Current	Previous	Pt. Chg	Var(%)
Copper (\$/MT)	9416	9342	74.0	0.8%
Alumin (\$/MT)	2477	2454	23.0	0.9%
Zinc (\$/MT)	2809	2759	50.0	1.8%
Brent Crude (\$/bbl)	91.0	90.0	1.0	1.1%
Gold (\$/Ounce)	2390	2373	17.0	0.7%
Silver (\$/Ounce)	29.0	28.0	1.0	3.6%
Light Crude (\$/bbl)	86.0	85.0	1.0	1.2%
N G (\$/mmbtu)	2.0	2.0	0.0	0.0%
Sugar (\$/MT)	597.0	609.0	(12.0)	-2.0%
Rubber (Rs./kg)	184.0	184.0	0.0	0.0%
Baltic Dry Index	1690	1587	103.0	6.5%

Currency Exchange Rate	Current	Previous	Var(%)
Rs./\$ rate	83.19	83.32	-0.16%
Rs./ Euro	90.38	90.21	0.19%
Rs./Chinese Yuan	11.50	11.59	-0.78%
Yen /\$ rate	153.10	153.27	-0.11%
\$ US/Euro	1.07	1.07	0.00%

Dollar Index	Current	Previous	Var(%)
Dollar Index	105.26	105.28	-0.02%

Support/ Resistance Levels for Today		
	Nifty	Bank Nifty Fut
Support 1	22700	48750
Support 2	22570	48500
Resistance	22840	49200

Securities in Ban For Trade	
BALRAMCHIN	SAIL
ZEEL	EXIDEIND
HINDCOPPER	IDEA
INDIACEM	NATIONALUM

Market Review

US: Benchmark indices on Wall Street rebounded on the back of technology stocks rallying. The Nasdaq 100 index ended 1.65% higher as of Thursday. The S&P 500 rose 0.74% higher, and the Dow Jones Industrial Average settled flat.

Asia: Asian markets were trading mixed on Friday after an inflation-fueled selloff in the previous session, with investor assessing economic data from Singapore and South Korea while awaiting China trade numbers. The Nikkei 225 was trading 0.49% higher and the S&P ASX 200 was 0.37% lower. The KOSPI index was trading 0.42%.

India India's benchmark equity indices ended at an all-time closing high on Wednesday, after extending gains in the last hour of trade. **Market is expected to open gap down and likely to witness profit booking during the day.**

Global Economy: South Korea's job growth slowed to its lowest in more than three years in March, with the unemployment rate rising. The number of employed in South Korea grew by 173,000 in March from a year earlier, slowing from a gain of 329,000 in February and the smallest annual increase since February 2021. The unemployment rate rose to 2.8% from the previous month's 2.6%, which was near the record low of 2.5% hit in October, according to Statistics Korea.

The European Central Bank on Thursday held interest rates steady for a fifth straight meeting and gave its clearest signal yet of an upcoming rate cut, despite uncertainty over the U.S. Federal Reserve's next moves. ECB President Christine Lagarde said this "important" new sentence was a "loud and clear indication" of the bank's current sentiment. The ECB made no direct reference to loosening monetary policy in its previous communiques. The central bank for the 20 countries that share the euro currency hiked its key rate to a record 4% in September. It has left this rate unchanged at every gathering since.

Commodities Gold prices scaled to a record high on Friday as geopolitical tensions continued to boost demand for the safe-haven metal, while strong economic data failed to dampen bullion's allure.

Oil prices rose in early trade on Friday on heightened tensions in the Middle East, where Iran has promised to retaliate for a suspected Israeli air strike on its embassy in Syria, which could risk disruptions to supply from the oil producing region.

Currency The yen on Friday struggled to break away from a 34-year low on Friday and was headed for a weekly decline, while the dollar hovered near a five-month high alongside U.S. Treasury yields as traders heavily scaled back bets for a slew of U.S. rate cuts this year.

FII Derivative Transactions (Rs. Cr)

Contracts	Purchase		Sell		Net Value	Open Interest (OI)		OI (Previous day)		Change	
	Contract	Value	Contract	Value		Contract	Value	Contract	Value	Contract	Value
Index Future	68828	5878	21569	1872	4006	298230	28016	262437	24686	35793	3330
Index Option	49378974	4179603	49235942	4168854	10749	2049871	193746	4687571	437975	(2637700)	(244229)
Stock Future	340776	29021	293695	25434	3587	3129640	262372	3135361	260727	(5721)	1645
Stock Option	512635	45331	518337	45956	(625)	359048	31461	330054	28825	28994	2636
Total	50301213	4259833	50069543	4242116	17717	5836789	515595	8415423	752213	(2578634)	(236618)

FII All Activity-BBG (Rs Cr)	Buy	Sell	Net
2-Apr-24	14908	15355	(447)
3-Apr-24	14852	16107	(1255)
4-Apr-24	14012	14990	(978)
5-Apr-24	13097	11182	1915
8-Apr-24	31364	22837	8527
Month to date-Apr	128081	117964	10117
FII (Prov.) (Rs Cr)	Buy	Sell	Net
4-Apr-24	13479	14615	(1136)
5-Apr-24	12835	11175	1659
8-Apr-24	11505	12189	(685)
9-Apr-24	13965	14558	(593)
10-Apr-24	13345	10567	2778
Month to date-Apr	101038	103373	(2335)
DII (Prov.) (Rs. Cr)	Buy	Sell	Net
4-Apr-24	12219	13112	(893)
5-Apr-24	9462	12833	(3370)
8-Apr-24	12727	9257	3471
9-Apr-24	11130	8873	2257
10-Apr-24	12343	12179	163
Month to date-Apr	93276	87385	5891
FII Debt - BBG (Rs. Cr)	Buy	Sell	Net
2-Apr-24	2628	1633	994
3-Apr-24	2147	5801	(3654)
4-Apr-24	1741	2590	(849)
5-Apr-24	1138	2764	(1626)
8-Apr-24	1325	769	556
Month to date-Apr	14972	14826	145

Market Breadth	BSE		NSE	
	No.	%	No.	%
Advance	1904	48%	1334	51%
Decline	1939	49%	1212	46%
Unchanged	90	2%	89	3%

Market Turnover	10-Apr	09-Apr	Var (%)
BSE Cash	6808	10297	-34%
NSE Cash	95135	89282	7%
NSE Futures	141363	134738	5%
NSE Options	56890191	42886430	33%
Total (Rs.Cr)	57133497	43120748	32%

Volatility Index	10-Apr	09-Apr
Volatility Index	11.11	11.36

Index PE - TTM	10-Apr	Yr. High	Yr. Low
Sensex	25.7	26.0	22.2
Nifty	23.2	28.8	20.3

Corporate News

Tata and Jindal among top five cos to bag ₹1,586-cr Railways order

Tata Steel, Jindal Steel and Power Limited, ArcelorMittal Nippon Steel, SAIL and Jindal Stainless Limited have bagged steel supply contracts worth ₹1,586.39 crore from the Railways. Bids for procuring Mild/Corten Steel Sheets/Plates/Coils were called in July 2023 but award only be finalised earlier this month. SAIL has bagged the lion's share and will be supplying 1.05 lakh MT of steel worth ₹671.27 crore and another 16,356 MT of stainless steel worth ₹217.90 crore. (ET)

Trident commissions 1.1 MWp-solar project in MP

Trident informed that it has successfully commissioned the capacity of 1.1 MWp solar power project at Budhni in Madhya Pradesh. The total installed capacity of roof top solar power plant at this facility in Madhya Pradesh has reached 29.5 MWp. The power generated from solar power project shall be consumed for manufacturing facilities located at Budhni resulting in considerable reduction of carbon footprint. (BS)

Piramal Enterprises invests over Rs 500 cr in Puravankara Projects

Piramal Enterprises has invested over Rs 500 crore in a portfolio of projects of real estate developer Puravankara Group. The investment encompasses a range of projects, spanning from commercial properties to residential ventures, reflecting a strategic collaboration aimed at bolstering real estate endeavours across multiple regions in India. (ET)

Economy

Banks seek flexible reserve norms as RBI weighs risks

Banks have made representations to the Reserve Bank of India (RBI) urging flexibility on maintenance of a key reserve requirement at a time when the central bank is taking stock of lenders' preparedness for sudden deposit outflows in the era of 24x7 banking transactions, especially after such events roiled US regional banks last year. Lenders have asked the RBI to permit the compulsory portion of funds set aside for the maintenance of the CRR to be made eligible as High Quality Liquid Assets for the purpose of computing LCR. (ET)

International

Lockheed wins \$4.1 billion battle command system contract from US govt

Lockheed Martin won a contract worth up to \$4.1 billion from the U.S. government's Missile Defense Agency to continue the development of its battle command system. The contract will aim at developing and upgrading the Command and Control, Battle Management and Communications (C2BMC)-Next system. The C2BMC is a hardware and software interface for the ballistic missile defense system used by the U.S. defense forces for coordinated responses to emerging threats. (Inv)

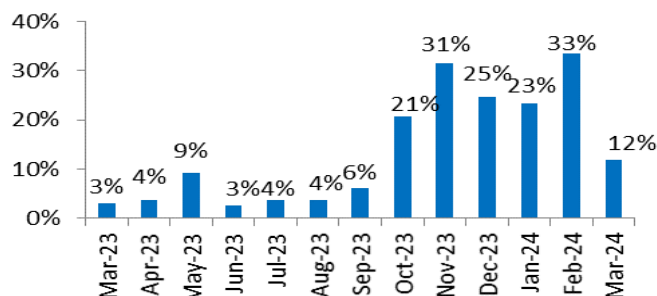
Top 5 Nifty Gainers	10-Apr	09-Apr	Var(%)
COALINDIA	456	440	3.8%
BPCL	605	586	3.2%
KOTAKBANK	1826	1781	2.5%
ITC	437	426	2.5%
HINDALCO	603	589	2.5%
Top 5 Nifty Losers	10-Apr	09-Apr	Var(%)
HDFCLIFE	622	634	-2.0%
CIPLA	1423	1450	-1.9%
DIVISLAB	3739	3805	-1.7%
MARUTI	12683	12888	-1.6%
SHRIRAMFIN	2528	2550	-0.9%

BSE Index Watch	Last	1 day	1 wk	1 mth	1 yr
SENSEX	75038	0.5%	1.6%	2.1%	24.7%
MIDCAP	41111	0.9%	1.1%	3.4%	67.5%
SMLCAP	46148	0.5%	1.3%	5.5%	65.2%
AUTO	50027	0.0%	1.4%	4.0%	70.2%
BANKEX	55388	0.7%	2.9%	3.0%	17.8%
Capital Goods	62556	0.1%	0.1%	5.8%	75.0%
FMCG	19548	1.2%	0.8%	0.7%	17.3%
Health Care	35700	0.0%	0.7%	2.2%	59.5%
IT	36086	0.5%	0.5%	-3.8%	26.5%
METAL	30516	1.7%	3.3%	7.7%	54.9%
Oil & Gas	28610	1.7%	1.0%	1.3%	60.8%
Power	7082	0.5%	1.4%	4.8%	92.0%
Realty	7569	0.7%	3.7%	5.8%	125.1%

NSE USD Futures	10-Apr	09-Apr	Var (%)
April Expiry (Rs./\$)	83.23	83.34	-0.1%
May Expiry (Rs./\$)	83.27	83.32	-0.1%
Total Turnover (Rs. Crore)	6989	4651	50%

Sectors	TTM PE
Auto	32.2
Auto Ancillary	44.5
Banking	15.87
Engineering	39.81
Cement	83.26
Diamonds & Jewellery	42.3
Housing Finance	19.81
Infrastructure & Const	32.43
Metals-Aluminium	42.96
Metal - Steel	16.75
Oil Expl.	17.66
Pharma	12.67
Power – Gen. Supp.	46.76
Information Tech.	20.53
Sugar	13.51
Telecom Serv. Prov.	82.48
Tyres	26.18

TVS Motors Monthly Volume Growth (YoY) (Source: Company data)



10 year G-Sec Yield	Current	Previous	Change
US	4.56%	4.59%	(3) bps
Japan	0.85%	0.87%	(2) bps
India	7.11%	7.15%	(4) bps
UK	4.20%	4.15%	5 bps
Libor 3 Mths	5.56%	5.57%	(1) bps

Indian Eco Data	Current	Previous	Var(%)
Forex Reserve (US\$ in bn)	525	528	-0.7%
Inflation - WPI	0.20%	0.27%	(7) bps
Inflation - CPI	5.09%	5.10%	(1) bps

India GDP	Q3FY24	Q2FY24	Var(%)
Growth	8.36%	7.60%	76 bps

Monetary Policy	Current	Previous	Change
Repo Rate	6.50%	6.50%	0 bps
Reverse Repo Rate	3.35%	3.35%	0 bps
CRR	4.50%	4.50%	0 bps
O/S Banking System Liquidity (Rs bn)	549	687	(137.5)

IIP Growth %	Jan-24	Jan-23	Apr-Feb
IIP	3.8	5.8	6.0
Mining	5.9	9.0	8.5
Manufacturing	3.2	4.5	5.7
Electricity	5.6	12.7	7.0

Bulk Deal As On 10/04/24

BSE					
Security Code	Security Name	Client Name	Deal	Quantity	Price
531017	ARISE	SANDEEP SALUJA	S	75534	16.54
538922	COSYN	KRUNALKUMAR KANUJI THAKOR	S	48786	49.58
538922	COSYN	KRUNALKUMAR KANUJI THAKOR	B	46436	50.88
512379	CRESSAN	INTEX COMMOSALES LLP	S	1366863	17.79
512379	CRESSAN	INTEX COMMOSALES LLP	B	2101697	18.32
543594	DPL	NIKHIL RAJESH SINGH	S	216000	10.02
543594	DPL	RATHOD MANOJ CHHAGANLAL HUF	S	1401000	10.07
543594	DPL	SHUBHAM ASHOKBHAI PATEL	S	1047000	10.12
543594	DPL	SHUBHAM ASHOKBHAI PATEL	B	1065000	10.05
504351	EMPOWER	AVANCE VENTURES PRIVATE LIMITED	B	14100000	2.29
504351	EMPOWER	MULTIPLIER SHARE & STOCK ADVISORS PRIVATE LIMITED	S	15208650	2.28
508980	FRONTCAP	NARAYANBHAI KESHAVLAL PATEL	B	100000	21.79
544156	GCONNECT	MANSI SHARE & STOCK ADVISORS PRIVATE LIMITED	S	27000	34.76
513337	GUJTLRM	NIKHIL RAJESH SINGH	S	703761	47.55
513337	GUJTLRM	NIKHIL RAJESH SINGH	B	703761	47.55
513337	GUJTLRM	NISHIL FINANCIAL ADVISORS LLP .	S	300000	47.55
513337	GUJTLRM	SHUBHAM ASHOKBHAI PATEL	S	651500	47.55
513337	GUJTLRM	SHUBHAM ASHOKBHAI PATEL	B	665414	47.54
513337	GUJTLRM	VIKI JAYESHKUMAR SHAH	S	900000	47.55
536709	INDRENEW	AKSHAYKUMAR SHANTILAL RANA	B	125000	17.69
536709	INDRENEW	NANDANVAN INVESTMENTS LIMITED	S	200000	17.66
544160	JAYKAILASH	MULTIPLIER SHARE & STOCK ADVISORS PRIVATE LIMITED	S	25600	72.89
544160	JAYKAILASH	SETU SECURITIES PVT. LTD.	S	40000	72.89
538794	JETINFRA	NISHIT AMBALAL PATEL	B	24000	13.28
505523	MAHACORP	PHAGUN ENTERPRISES PRIVATE LIMITED	S	18300000	0.9
505523	MAHACORP	SANDARV TRADING PRIVATE LIMITED	S	18200000	0.9
531494	NAVKAR	INTEX COMMOSALES LLP	S	3000010	7.27
531494	NAVKAR	MANSI SHARE & STOCK ADVISORS PRIVATE LIMITED	B	5900000	7.27
531494	NAVKAR	NACIO MULTI TRADERS LLP	S	2600300	7.27
511535	NDASEC	JULIE KHETAN	S	53105	51.18
511535	NDASEC	UMESH KHETAN	S	52233	51.19
543400	OMNIPOTENT	INDHUMATHI RAMESH	S	138000	9.01
543400	OMNIPOTENT	SURAJADIGA	B	128000	9.01
539287	ORTINLAB	PRABHA RAMESHKUMAR GUPTA	S	50000	21.85
544021	PROTEAN	360 ONE SPECIAL OPPORTUNITIES FUND - SERIES 4	S	1235169	1116.78
544021	PROTEAN	360 ONE SPECIAL OPPORTUNITIES FUND - SERIES 5	S	376462	1115.18
544021	PROTEAN	ELIXIR WEALTH MANAGEMENT PRIVATE LIMITED	S	233699	1188.4
544021	PROTEAN	ELIXIR WEALTH MANAGEMENT PRIVATE LIMITED	B	236119	1186.17
544021	PROTEAN	IIFL SPECIAL OPPORTUNITIES FUND SERIES 5	S	537210	1130.63
544021	PROTEAN	MASSACHUSETTS INSTITUTE OF TECHNOLOGY BASIC RETIREMENT I	B	500000	1144.93
544021	PROTEAN	NK SECURITIES RESEARCH PVT. LTD.	S	203186	1173.84
544021	PROTEAN	NK SECURITIES RESEARCH PVT. LTD.	B	203186	1172.74
544021	PROTEAN	R B K SHARE BROKING LIMITED	S	202666	1168.84
544021	PROTEAN	R B K SHARE BROKING LIMITED	B	202666	1201.88
530251	RISAINTL	MANISH GYANDCHAND MEHTA	S	1061175	0.55
543625	SECURCREED	GVM VENTURES LLP	B	280000	20.53
534708	SHANTIGURU	GEETHASENTHILNATHAN	B	75000	9.4
538923	SOFCOM	SHRIKANT PRASAD	B	34427	49.29
537392	TAAZAINT	MANIKRISHNADUDE	S	126071	5.93
537392	TAAZAINT	STEPHEN RAVI	B	100000	5.88
532035	UNISTRMU	SHRIKANT PRASAD	B	125368	9.59
543436	WITS	ARYAN FOOD PRODUCTS PVT LTD	S	6400	122
543436	WITS	GEMZAR ENTERPRISES PRIVATE LIMITED	B	6400	122

NSE

Security Code	Security Name	Client Name	Deal	Quantity	Price
ALUWIND	Aluwind Architectural Ltd	SETU SECURITIES PVT LTD	SELL	126000	47.9
ASPIRE	Aspire & Innovative Adv L	JAIN SANJAY POPATLAL	SELL	100000	64.36
DCMNVL	DCM Nouvelle Limited	TAPIAWALA VIVEK RAJESHKUMAR	SELL	190000	194.49
DRCSYSTEMS	DRC Systems India Limited	MOHIT SOMCHAND SHAH	BUY	1100000	19.8
DRCSYSTEMS	DRC Systems India Limited	SOMANI MULTIBIZ LIMITED	SELL	2987718	19.99
DRCSYSTEMS	DRC Systems India Limited	VAISHALI AJAY PATEL	BUY	1800000	20.1
GLOBE	Globe Textiles (I) Ltd.	COMFORT SECURITIES LIMITED	SELL	3081506	3.39
HEADSUP	Heads UP Ventures Limited	PIYUSH MAKHIJANI	SELL	150000	15.72
INDSWFTLAB	Ind-Swift Labs Ltd.	PANJATAN REAL ESTATE PRIVATE LIMITED	BUY	500000	129.76
PEARLPOLY	Pearl Polymers Ltd	MIRA STEEL LLP	BUY	100000	37.93
RADIOWALLA	Radiowalla Network Ltd	DEVENDRAAGARWAL	BUY	84800	119.85
RADIOWALLA	Radiowalla Network Ltd	MANSI SHARE AND STOCK ADVISORS PVT LTD	BUY	168000	119.98
RADIOWALLA	Radiowalla Network Ltd	MOUNTAIN VENTURES	SELL	40000	119.85
RHL	Robust Hotels Limited	WHITEPIN TIE UP LIMITED	SELL	100000	139.43
SABAR	Sabar Flex India Limited	RAKESHKUMAR HASMUKHBHAI PANCHAL	BUY	90000	20.2
SABAR	Sabar Flex India Limited	THAKOR NAYANA CHANDUBHAI	SELL	90000	20.2
SHAIVAL	Shaival Reality Limited	SHAH GAURANG PARMANAND	BUY	64800	31.8
TAC	TAC Infosec Limited	NAV CAPITAL VCC - NAV CAPITAL EMERGING STAR FUND	SELL	52800	286.66
CLOUD	Varanium Cloud Limited	SHAH NISHANT	BUY	270000	48
CLOUD	Varanium Cloud Limited	TOTAL HOLDINGS AND FINVEST PRIVATE LIMITED	SELL	890000	48.1
VERTOZ	Vertoz Advertising Ltd	KURJIBHAI PREMJBHAI RUPARELIYA	SELL	200000	800
VERTOZ	Vertoz Advertising Ltd	MINERVA VENTURES FUND	BUY	300000	799.96
YASHOPTICS	Yash Optics & Lens Ltd	RIKHAV SECURITIES LIMITED	SELL	128000	92.48

Disclosure:

Research Reports that are published by Nirmal Bang Securities Private Limited (hereinafter referred to as “NBSPL”) are for private circulation only. NBSPL is a registered Research Analyst under SEBI (Research Analyst) Regulations, 2014 having Registration no. INH000001766. NBSPL is also a registered Stock Broker with National Stock Exchange of India Limited, BSE Limited, Metropolitan Stock Exchange of India Limited, Multi Commodity Exchange of India Limited and , National Commodity and Derivative Exchange Limited in Capital Market , Equity and Commodities derivatives segments and Currency Derivatives Segment .

NBSPL has other business divisions with independent research teams separated by Chinese walls, and therefore may, at times, have different or contrary views on stocks and markets.

NBSPL or its associates have not been debarred / suspended by SEBI or any other regulatory authority for accessing / dealing in securities Market since last 20 years. NBSPL, its associates or analyst or his relatives do not hold any financial interest (Except Investment) in the subject company. NBSPL or its associates or Analyst do not have any conflict or material conflict of interest at the time of publication of the research report with the subject company. NBSPL or its associates or Analyst or his relatives may or may not hold beneficial ownership of 1% or more in the subject company at the end of the month immediately preceding the date of publication of this research report.

NBSPL or its associates / analyst has not received any compensation / managed or co-managed public offering of securities of the company covered by Analyst during the past twelve months. NBSPL or its associates have not received any compensation or other benefits from the company covered by Analyst or third party in connection with the research report. Analyst has not served as an officer, director or employee of Subject Company. NBSPL / analyst has not been engaged in market making activity of the subject company.

Analyst Certification: The research analysts and authors of these reports, hereby certify that the views expressed in this research report accurately reflects my/our personal views about the subject securities, issuers, products, sectors or industries. It is also certified that no part of the compensation of the analyst(s) was, is, or will be directly or indirectly related to the inclusion of specific recommendations or views in this research. The analyst(s) principally responsible for the preparation of this research report and has taken reasonable care to achieve and maintain independence and objectivity in making any recommendations.

Disclaimer:

The Research Report is for the personal information of the authorized recipient and does not construe to be any investment, legal or taxation advice. NBSPL is not soliciting any action based upon it. Nothing in the research report shall be construed as a solicitation to buy or sell any security or product, or to engage in or refrain from engaging in any such transaction. In preparing the research report, we did not take into account the investment objectives, financial situation and particular needs of the reader.

The research report has been prepared for the general use of the clients of NBSPL and must not be copied, either in whole or in part, or distributed or redistributed to any other person in any form. If you are not the intended recipient you must not use or disclose the information in the research report in any way. Though disseminated to all the customers simultaneously, not all customers may receive the research report at the same time. NBSPL will not treat recipients as customers by virtue of their receiving the research report. The research report is not directed or intended for distribution to or use by any person or entity resident in a state, country or any jurisdiction, where such distribution, publication, availability or use would be contrary to law, regulation or which would subject NBSPL & its group companies to registration or licensing requirements within such jurisdictions.

The report is based on the information obtained from sources believed to be reliable, but we do not make any representation or warranty that it is accurate, complete or up-to-date and it should not be relied upon as such. We accept no obligation to correct or update the information or opinions in it. NBSPL or any of its affiliates or employees shall not be in any way responsible for any loss or damage that may arise to any person from any inadvertent error in the information contained in the research report. NBSPL or any of its affiliates or employees do not provide, at any time, any express or implied warranty of any kind, regarding any matter pertaining to this report, including without limitation the implied warranties of merchantability, fitness for a particular purpose, and non-infringement. The recipients of the research report should rely on their own investigations.

This information is subject to change without any prior notice. NBSPL reserves its absolute discretion and right to make or refrain from making modifications and alterations to this statement from time to time. Nevertheless, NBSPL is committed to providing independent and transparent recommendations to its clients, and would be happy to provide information in response to specific client queries.

Before making an investment decision on the basis of research report, the reader needs to consider, with or without the assistance of an adviser, whether the advice is appropriate in light of their particular investment needs, objectives and financial circumstances. There are risks involved in securities trading. The price of securities can and does fluctuate, and an individual security may even become valueless. International investors are reminded of the additional risks inherent in international investments, such as currency fluctuations and international stock market or economic conditions, which may adversely affect the value of the investment. Opinions expressed are subject to change without any notice. Neither the company nor the director or the employees of NBSPL accept any liability whatsoever for any direct, indirect, consequential or other loss arising from any use of the research report and/or further communication in relation to the research report. Here it may be noted that neither NBSPL, nor its directors, employees, agents or representatives shall be liable for any damages whether direct or indirect, incidental, special or consequential including lost revenue or lost profit that may arise from or in connection with the use of the information contained in the research report.

Copyright of this document vests exclusively with NBSPL.

Our reports are also available on our website

Registration granted by SEBI and certification from NISM in no way guarantee performance of NBSPL or provide any assurance of returns to investors.

Nirmal Bang Research (Division of Nirmal Bang Securities Pvt. Ltd.)

B-2, 301/302, Marathon Innova,
Opp. Peninsula Corporate Park
Off. Ganpatrao Kadam Marg
Lower Parel(W), Mumbai-400013
Board No. : 91 22 6723 8000/8001
Fax. : 022 6723 8010